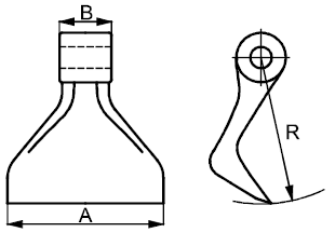
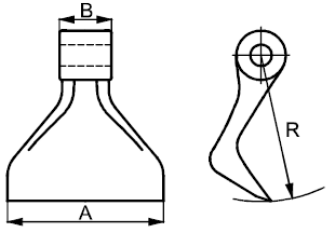
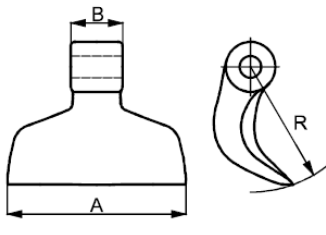
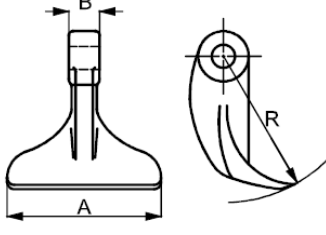
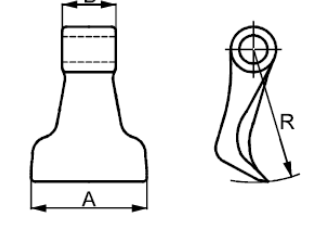


OMARV

NR. REF.	RYS.	WYMIARY	---	ŚR. OTW.	WAGA	---
Mazza 04/16		A = 120 B = 40 R = 110	—	16,5	1450	—
Mazza 04/18		A = 120 B = 40 R = 110	—	18,5	1435	—
Mazza 06/18		A = 137 B = 40 R = 95	—	18,5	1600	—
Mazza 14/16		A = 112 B = 22 R = 105	—	16,5	960	—
Mazza 37/16		A = 85 B = 40 R = 100	—	16,5	740	—